


# DIALUX REPORT



## CONVEYOR


AndromedaXPB Park 30W

- Walkway lighting alternating on both sides of conveyor
- Lights mounted on swivel poles at height of 3m

## Table of contents

Project Cover	1
Table of contents	2
<b>Exterior Scene - Mud Conveyor MVC001</b>	
Planning data	3
Luminaire parts list	4
Luminaires (layout plan)	5
3D Rendering	6
False Colour Rendering	7
<b>Exterior Surfaces</b>	
<b>Calculation Surface - MVC001 - Conveyor Prior to Building</b>	
Isolines (E, Perpendicular)	8
Value Chart (E, Perpendicular)	9
<b>Calculation Surface - MVC001 - Conveyor after Bulding</b>	
Isolines (E, Perpendicular)	10
Value Chart (E, Perpendicular)	11

## Exterior Scene - Mud Conveyor MVC001 / Planning data



Maintenance factor: 0.70, ULR (Upward Light Ratio): 0.0%

Scale 1:1089

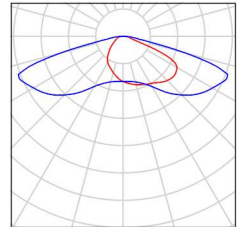
### Luminaire Parts List

No.	Pieces	Designation (Correction Factor)	Φ (Luminaire) [lm]	Φ (Lamps) [lm]	P [W]
1	16	Empyrean Lighting AndromedaXPB-Park-30W-Lens27 (1.000)	3300	3300	30.0
Total:			52800	Total: 52800	480.0

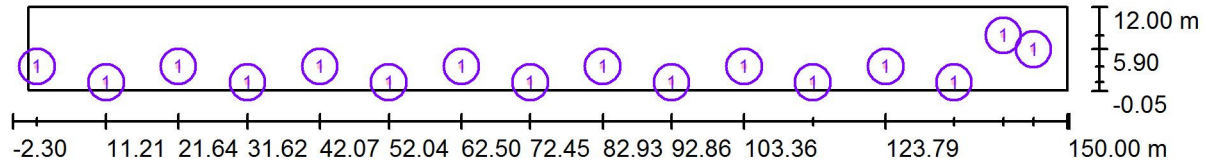
## Exterior Scene - Mud Conveyor MVC001 / Luminaire parts list

16 Pieces    Empyrean Lighting AndromedaXPB-Park-30W-Lens27  
Article No.:  
Luminous flux (Luminaire): 3300 lm  
Luminous flux (Lamps): 3300 lm  
Luminaire Wattage: 30.0 W  
Luminaire classification according to CIE: 100  
CIE flux code: 28 64 94 100 100  
Fitting: 1 x Nichia 219B (Correction Factor 1.000).

See our luminaire catalog for an image of the luminaire.



## Exterior Scene - Mud Conveyor MVC001 / Luminaires (layout plan)



Scale 1 : 1089

### Luminaire Parts List

No.	Pieces	Designation
1	16	Empyrean Lighting AndromedaXPB-Park-30W-Lens27




## Exterior Scene - Mud Conveyor MVC001 / 3D Rendering





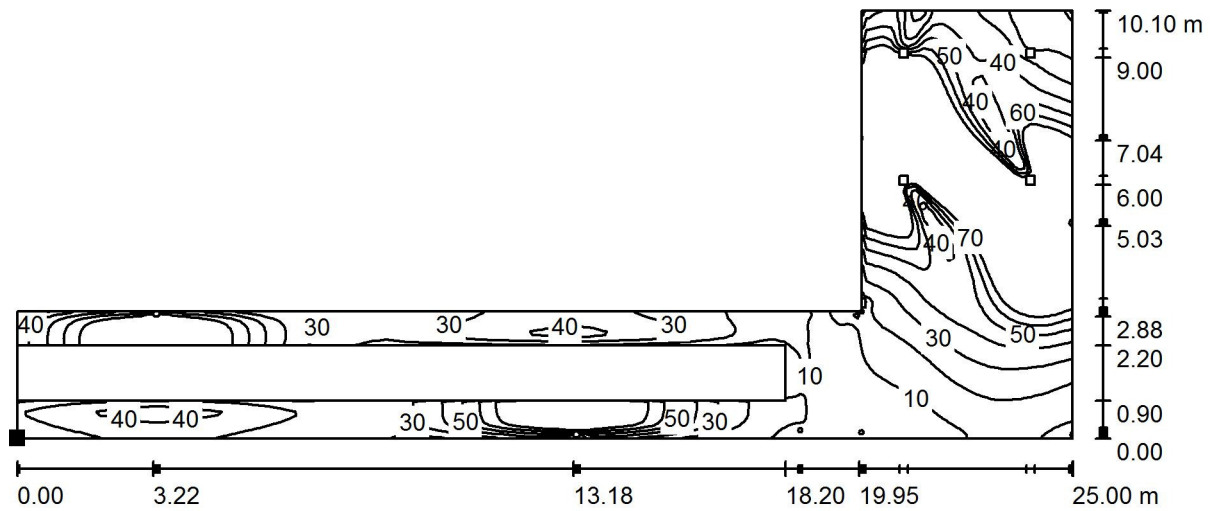
## Exterior Scene - Mud Conveyor MVC001 / False Colour Rendering



1      5      15      30      60      100      150      200      300

lx

## Exterior Scene - Mud Conveyor MVC001 / Calculation Surface - MVC001 - Conveyor Prior to Building / Isolines (E, Perpendicular)



Values in Lux, Scale 1 : 179

Position of surface in external scene:

Marked point:  
(120.500 m, 0.800 m, 1.250 m)

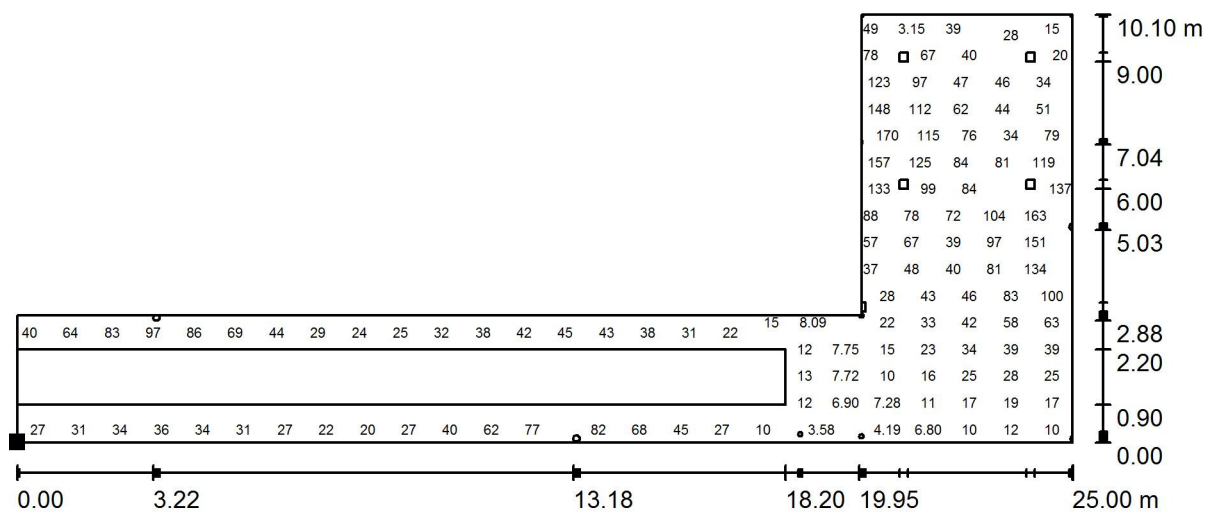


Grid: 128 x 128 Points

$E_{av}$ [lx]	$E_{min}$ [lx]	$E_{max}$ [lx]	$u_0$	$E_{min} / E_{max}$
51	0.32	173	0.006	0.002



## Exterior Scene - Mud Conveyor MVC001 / Calculation Surface - MVC001 - Conveyor Prior to Building / Value Chart (E, Perpendicular)



Values in Lux, Scale 1 : 179

Not all calculated values could be displayed.

Position of surface in external scene:


Marked point:  
(120.500 m, 0.800 m, 1.250 m)



Grid: 128 x 128 Points

$E_{av}$ [lx]	$E_{min}$ [lx]	$E_{max}$ [lx]	$u_0$	$E_{min} / E_{max}$
51	0.32	173	0.006	0.002

## Exterior Scene - Mud Conveyor MVC001 / Calculation Surface - MVC001 - Conveyor after Bulding / Isolines (E, Perpendicular)



Values in Lux, Scale 1 : 322


Position of surface in external scene:  
Marked point:  
(0.500 m, 0.871 m, 1.250 m)



Grid: 128 x 128 Points

$E_{av}$ [lx]	$E_{min}$ [lx]	$E_{max}$ [lx]	u0	$E_{min} / E_{max}$
41	16	96	0.402	0.170

## Exterior Scene - Mud Conveyor MVC001 / Calculation Surface - MVC001 - Conveyor after Bulding / Value Chart (E, Perpendicular)




Values in Lux, Scale 1 : 322

Not all calculated values could be displayed.

Position of surface in external scene:

Marked point:  
(0.500 m, 0.871 m, 1.250 m)



Grid: 128 x 128 Points

$E_{av}$ [lx]	$E_{min}$ [lx]	$E_{max}$ [lx]	$u_0$	$E_{min} / E_{max}$
41	16	96	0.402	0.170