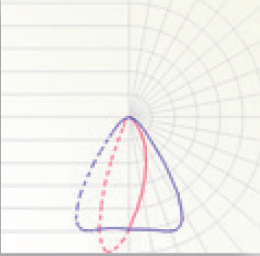


STREET/PATH LIGHTING

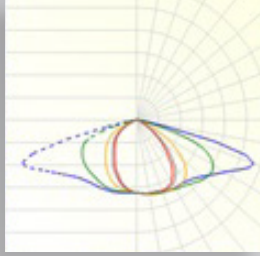
GENERAL LIGHTING

SPOT LIGHTING

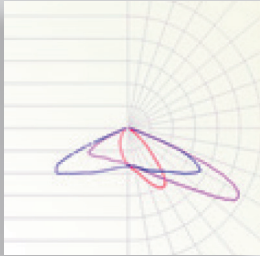
LENS 64: 90° - 30°, PX (Compliant)



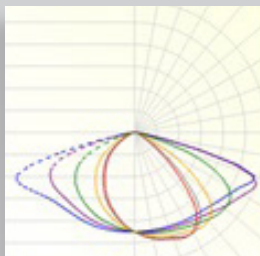
LENS RG: 150°




LENS 47: 135° - 35°



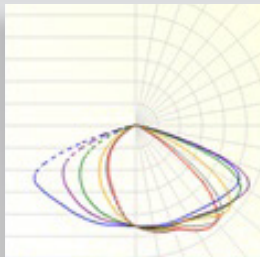
LENS RK: 150°




LENS 34: P5 (Compliant)




LENS RL: 145°



LENS 31: 156° - 70°




LENS 27: P4 (Compliant)




TUNNEL LIGHTING


LENS TG: 112°




LENS 50: Rectangular




LENS 81: 100°



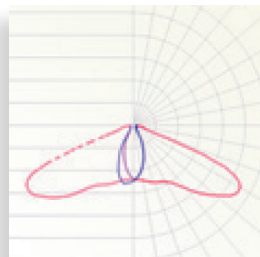
LENS 68: Square 100°



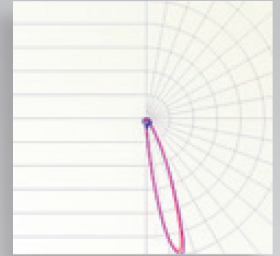
LENS 18: 150°



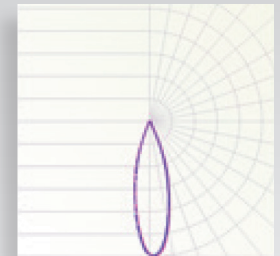
LENS 86: 135°



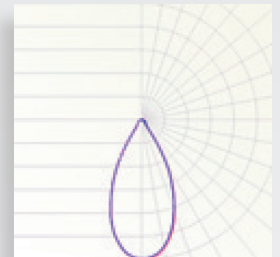
LENS 61: 15° Offset



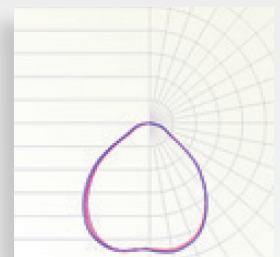
LENS 42: 30°



LENS 40: 50°



LENS 39: 90°



IESNA Types

I	II	III	IV	V
47	31	27	50	18
86	34		64	39
	RD		TG	40
	RK			42
	RL			81
	RG			