

Andromeda™ C Linear

CERAMIC LED LINEAR FLOODLIGHTS



PRODUCT INFORMATION

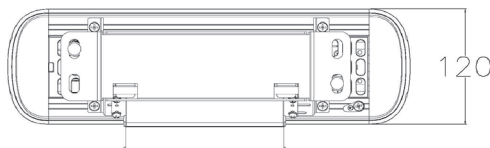
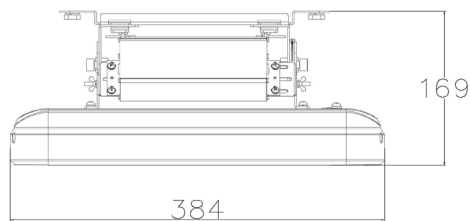
LIGHT SOURCE	Nichia High Power LED
HOUSING	6063 Aluminium (Marine Grade) Ceramic Diode Seat with Polycarbonate Pixel Rails ST12
BRACKET MATERIAL	
BRACKET TYPE	Wall Mount/Surface Mount (Adjustable)
FRAME COLOUR	Silver, White, Black
MECHANICAL IMPACT RESISTANCE	IK08 (Bracket & Frame Only)
IP RATING	IP66
OPERATING TEMP	-40°C to 55°C

TECHNICAL SPECIFICATIONS


INPUT VOLTAGE	90-305VAC, 50/60Hz (Standard)
DIMMABLE	Non-dimmable standard
LIFESPAN	50,000 hours to L70
POWER	40W - 125W
POWER FACTOR	0.95
BEAM ANGLE	Distribution Ranges - Refer to lens options page IESNA Type I,II,III, IV & V distribution
LUMINOUS EFFICACY	120 lm/W
CCT	5,000-5,500K Cool White >70 (CRI) Standard

Additional Options - Frame options 304SS & 316SS. Dimmable with 0-10V, PWM, DALI, PE Cell or Nema 7. Varying input voltage including 24V DC to 480V. CCT Options - ~4000K Natural White & ~3000K Warm White.

SCHEMATIC OF ANDROMEDA C LINEAR 40W & 45W



TYPICAL APPLICATIONS



PRODUCT CODE	POWER	OUTPUT* (LUMENS)	INPUT CURRENT (mA)	LENGTH (MM)	WIDTH (MM)	DEPTH (MM)	WEIGHT (KG)
Andromeda-C-Linear-40	40W	4,400	800mA	384	120	169	2.6kg
Andromeda-C-Linear-45	45W	5,400	800mA	384	120	169	2.6kg
Andromeda-C-Linear-70	70W	8,400	800mA	552	120	169	3.6kg
Andromeda-C-Linear-85	85W	10,200	800mA	552	120	169	3.7kg
Andromeda-C-Linear-110	110W	13,200	800mA	990	120	169	6.7kg
Andromeda-C-Linear-125	125W	15,000	800mA	990	120	169	6.8kg