


# Polaris<sup>TM</sup>

HIGH BAY LED SERIES





## POLARIS LED RANGE

**IN RESPONSE TO** the recent trend toward D&C projects, and the need for more cost effective LED solutions, we've released our Polaris™ range of luminaires. The Polaris™ is a high quality, compliant, product series backed by our exemplary customer service and comprehensive 5 year warranty. Further they are fully compliant to all relevant Australian standards and their performance is backed by NATA certified testing done here in Australia.

If you're looking for a high quality, comprehensively compliant and supported product series for your next project, don't look any further than our Polaris™ series of luminaires, which includes **high bays, pole top, floodlights, and security lights.**

## BENEFITS OF OUR RANGE

- USES 50%-75% LESS ELECTRICITY THAN HIGH INTENSITY DISCHARGE LUMINAIRES
- LIFESPAN OF 50,000 HRS+ TO (L70)
- IP66
- LOW INRUSH & OPERATING CURRENTS
- NO HARMFUL OR TOXIC SUBSTANCES (NO HG)
- RECYCLABLE
- DOES NOT REQUIRE UV BLOCKING FILTERS





# Polaris™ High Bay

## HIGH INTENSITY LED LIGHTS



### PRODUCT INFORMATION



WEIGHT RANGE  
LIGHT SOURCE  
HOUSING

1.4kg to 2.4kg  
Nichia High Power LED  
Ceramic Diode Seat with Polycarbonate  
Pixel

BRACKET MATERIAL  
MOUNTING OPTIONS

Carbon Steel  
Suspended (Standard 1 Hook) or  
Ceiling Mount available

FRAME COLOUR  
CONTROL

Black, White  
0-10V, DALI

MECHANICAL IMPACT RESISTANCE

IK10

IP RATING

IP65

OPERATING TEMP

-25°C to 50°C

### TECHNICAL SPECIFICATIONS

INPUT VOLTAGE

176~264VAC, 50/60Hz

DIMMABLE OPTIONAL

Yes, 0-10V or DALI

LIFESPAN

50,000 hours to L70

POWER

100W, 150W, 200W

BEAM ANGLE

60°, 90°, 120°

LUMINOUS EFFICACY

150 lm/W

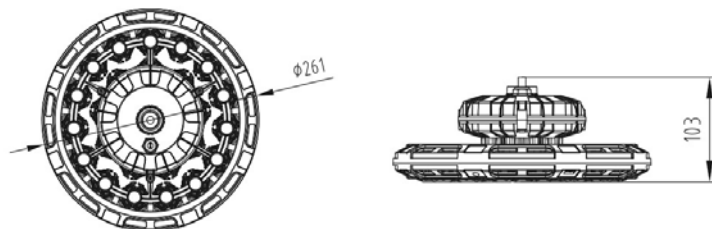
CCT

5,000K Cool White\*  
4,000K Natural White  
3,000K Warm White\*

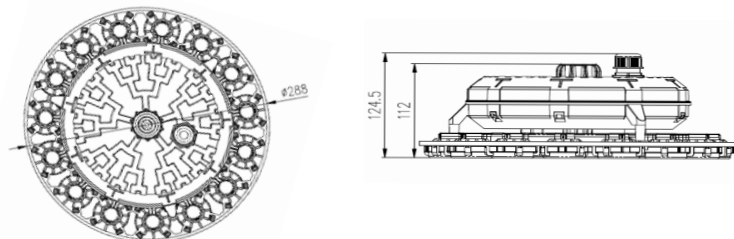
\* FIGURES REPRESENTED IN LUMEN OUTPUT TABLE BELOW AT 5,000K

\* MOQ'S APPLY FOR 3,000K PLEASE CONTACT EMPYREAN DIRECTLY

### SCHEMATIC OF POLARISHB-C-100W



### SCHEMATIC OF POLARISHB-C-200W



### TYPICAL APPLICATIONS



PRODUCT CODE (LUMENS)	POWER (MM)	OUTPUT* (MM)	DIAMETER	DEPTH	Weight
PolarisHB-C-100W	100W	15,000	261	103	1.4kg
PolarisHB-C-150W	150W	22,500	261	103	1.4kg
PolarisHB-C-200W	200W	30,000	288	124.5	2.4kg

# Polaris™ Pole Mount

HIGH INTENSITY POLE MOUNT LED



## PRODUCT INFORMATION

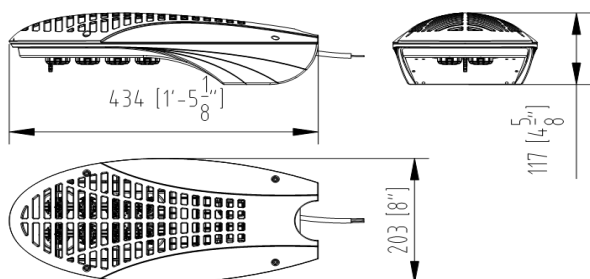
WEIGHT RANGE	1.2kg
LIGHT SOURCE	Nichia High Power LED
LENS	Ceramic Pixel
HOUSING	Plastic
FRAME COLOUR	Silver, White, Bronze
MECHANICAL IMPACT RESISTANCE	IK08
IP RATING	IP66
OPERATING TEMP	-40°C to 55°C

## TECHNICAL SPECIFICATIONS

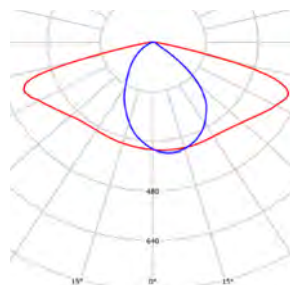
INPUT VOLTAGE	100-240VAC, 50/60Hz or 24VDC
DIMMABLE	Non Dimmable
LIFESPAN	50,000 hours
POWER	20W, 30W, 35W, 40W
BEAM ANGLE	145° - 65°
LUMINOUS EFFICACY	130lm/W
CCT	5,000K Cool White* 4,000K Natural White 3,000K Warm White

\* FIGURES REPRESENTED IN LUMEN OUTPUT TABLE BELOW AT 5,000K



## SCHEMATIC OF POLE MOUNT



## BEAM ANGLE 120°



## TYPICAL APPLICATIONS



PRODUCT CODE	POWER	OUTPUT* (LUMENS)	LENGTH (MM)	WIDTH (MM)	DEPTH (MM)
PolarisPM-20W	20W	2,600	434	203	117
PolarisPM-30W	30W	3,900	434	203	117
PolarisPM-35W	35W	4,550	434	203	117
PolarisPM-40W	40W	5,200	434	203	117

# Polaris™ Flood

## HIGH INTENSITY LED LIGHTS



### PRODUCT INFORMATION

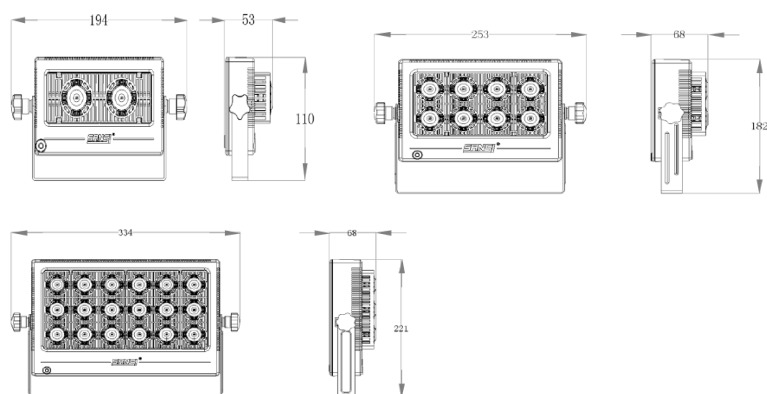
WEIGHT RANGE	0.74kg to 3.78kg
LIGHT SOURCE	Nichia High Power LED
LENS	Ceramic
HOUSING	Plastic
BRACKET MATERIAL	Metal Plate
MOUNTING OPTIONS	Trunnion Bracket
FRAME COLOUR	Black
CONTROL	Remote Control (RGB Option Only)
IP RATING	IP66
OPERATING TEMP	-30°C to 55°C



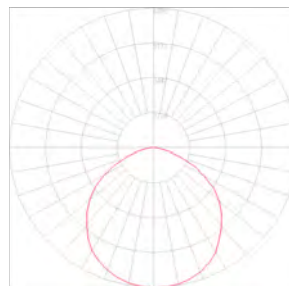
### TECHNICAL SPECIFICATIONS

INPUT VOLTAGE	100-240VAC, 50/60Hz
DIMMABLE OPTIONAL	Non Dim
LIFESPAN	30,000 hours
POWER	10W, 30W, 50W, 70W, 100W
BEAM ANGLE	120°
LUMINOUS EFFICACY	100 lm/W
CCT	~5,500K Cool White*
RGB (16 Colour Options)	RGB

### SCHEMATICS OF FLOOD 10W, 50W & 100W



### BEAM ANGLE 120°




### TYPICAL APPLICATIONS



PRODUCT CODE	POWER	OUTPUT* (LUMENS)	LENGTH (MM)	WIDTH (MM)	DEPTH (MM)
PolarisFL-10W	10W	1,100	194	110	53
PolarisFL-30W	30W	3,000	176	120	38
PolarisFL-50W	50W	5,000	253	182	68
PolarisFL-70W	70W	7,000	200	193	38
PolarisFL-100W	100W	10,000	334	221	68





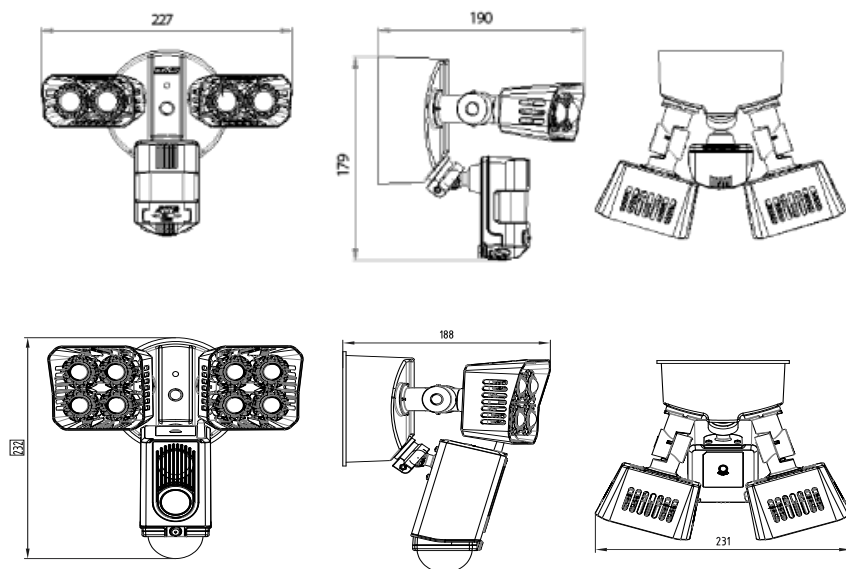
### PRODUCT INFORMATION

WEIGHT RANGE	0.87kg - 1.1kg
LIGHT SOURCE	Nichia High Power LED
LENS	Ceramic Pixel
HOUSING	Plastic with Metal Plate Bracket
FRAME COLOUR	Black, White
IP RATING	IP66
OPERATING TEMP	-40°C to 55°C

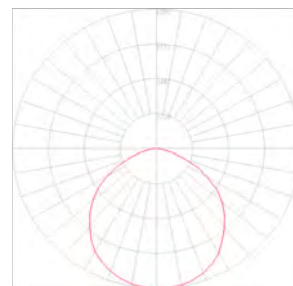
### TECHNICAL SPECIFICATIONS

INPUT VOLTAGE	100-240VAC, 50/60Hz or 24VDC
DIMMABLE	Non Dimmable
LIFESPAN	50,000 hours
POWER	18W & 36W
BEAM ANGLE	120°
LUMINOUS EFFICACY	110lm/W
CRI	80
CCT	5,000K Cool White
WORKING MODES	<b>Test Mode:</b> Proof sensor is working <b>Auto Mode:</b> Light turns on for 1-10min when motion sensor detects movement. <b>On Time Mode:</b> Light works during daytime and night time via the on/off switch <b>D2D (Dusk to Dawn):</b> Lights will turn on automatically at night and off at dawn

### SCHEMATIC OF SECURITY LIGHTS



### BEAM ANGLE 120°



### TYPICAL APPLICATIONS



PRODUCT CODE	POWER	OUTPUT* (LUMENS)	LENGTH (MM)	WIDTH (MM)	DEPTH (MM)
PolarisS-18W	18W	2,600	179	227	190
PolarisS-36W	36W	3,900	232	232	188