

# Polaris™ High Bay

## HIGH INTENSITY LED LIGHTS



### PRODUCT INFORMATION



WEIGHT RANGE	6.1kg to 7.35kg
LIGHT SOURCE	Philips High Power LED
LENS	Transparent Tempered Glass
HOUSING	Diecast Aluminium
BRACKET MATERIAL	Carbon Steel
MOUNTING OPTIONS	Suspended (Standard 1 Hook) or Wall Mount
FRAME COLOUR	Black, White, Silver
CONTROL	0-10V, DALI (100W & 160W), Motion Sensor
MECHANICAL IMPACT RESISTANCE	IK10
IP RATING	IP65
OPERATING TEMP	-25°C to 55°C

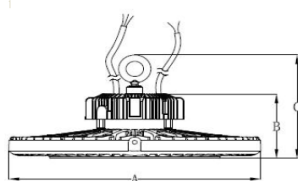
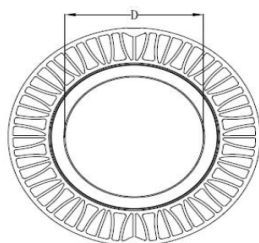
### TECHNICAL SPECIFICATIONS

INPUT VOLTAGE	90-305VAC, 50/60Hz
DIMMABLE OPTIONAL	Yes 0-10V, Motion Sensor Option
LIFESPAN	60,000 hours
POWER	80W, 100W, 160W
BEAM ANGLE	120°
LUMINOUS EFFICACY	115 lm/W
CCT	5,000K Cool White* 4,000K Natural White 3,000K Warm White

\* FIGURES REPRESENTED IN LUMEN OUTPUT TABLE BELOW AT 5,000K



### SCHEMATIC OF HIGH BAY



### MOUNTING OPTIONS

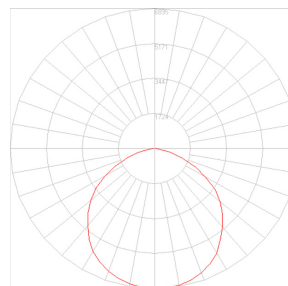


SUSPENDED (1 Hook Provided)




WALL MOUNTED (Bracket)

### BEAM ANGLE 120°



### TYPICAL APPLICATIONS



PRODUCT CODE	POWER	OUTPUT* (LUMENS)	DIAMETER (MM)	INNER DIAMETER (MM)	DEPTH (MM)
PolarisHB-80W-120	80W	9,200	248	-	150
PolarisHB-100W-120	100W	11,500	388	194	172
PolarisHB-160W-120	160W	18,400	388	194	172